



MODUTECH®

SM127

Modular Belt Series


SM127 C


SM127 FG

SM127 CRV

Sprockets

Engineering Information







SM127 C

Modular Belt Series

- **Bakery Applications**

Row Dough Handling, Divider, Proofer Lines, Laminating Lines

- **Meat Applications**

Transfer - Crossover Conveyance and Metal Detectors

- **Seafood Applications**

Grading Lines and Weighing Lines

- **Beverage Applications**

Depalletizers, Accumulation Tables and Acceleration Lines

- **Fruits and Vegetables Applications**

Control and Sorting Tables

- **Can Manufacturing Applications**

Including Palletizers, Mass Handling and Accumulation Tables

- **Tire Manufacturing Applications**

Scalling, Marking, Sciver Cementing, Water Blow - Off,

Tire Transport Horizontal

- **Corrugated Applications**

Down Stackers, Corrugator Take Off, Transfer Car



MODUTECH

SM127 C

Pitch:	12,7 mm / 0.5 inch
Belt Surface:	Close, Smooth Surface
Minimum Width:	152,4 mm / 6.00 inch
Open Area (%):	0%
Flight:	No
Sidewall:	No
Rod:	Ø4,4 mm / 0.173 inch - Self Lock
Approved:	FDA and EU
Curve:	No
Color:	Additional colors available
Cleanability:	Good
Belt Thickness:	7,6 mm / 0.3 inch



Product Features and Functional Benefits

- Less vibration in high speed and nosebar applicaitons.
- Wear resistance in high speed applications with tight transfer.
- Unique sprocket engagement reduces pulsation.
- Tight transfer applications.
- Tight transfer and high speed conveyors.

Available Moulded Module Sizes

- 152,4 mm / **6.00 inch** module

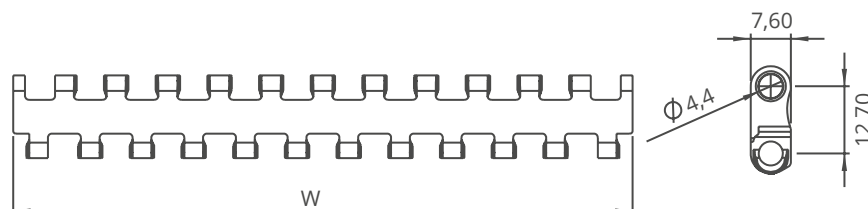
SM127 C / Technical Information

BELT MATERIAL	BELT STRENGTH				TEMPERATURE		BELT WEIGHT Kg/m ² / lb/ft ²
	Straight		Curve		°C / °F (min.)	°C/°F (max.)	
	N/m	lb/ft	N/m	lb/ft			
Polypropylene	12845	880	-	-	+5 / +41	+90 / +194	4,3 / 0.89
Polyethylene	7705	528	-	-	-73 / -99.4	+66 / +150.8	4,5 / 0.93
Acetal	22475	1540	-	-	-43 / -45.4	+110 / +230	6,2 / 1.28

- Belt strength and temperature values are maximum on the table.

SM127 C / Standard Belt Widths

BELT SERIES	WIDTH (W)				Belt With Tolerance (max.)
	PP-PE		POM		
	mm	inch	mm	inch	
SM127 C	152,4	6.00	152,4	6.00	± 1 mm
SM127 C	228,6	9.00	228,6	9.00	± 1 mm
SM127 C	304,8	12.00	304,8	12.00	± 2 mm
SM127 C	381,0	15.00	381,0	15.00	± 2 mm
SM127 C	457,2	18.00	457,2	18.00	± 2 mm
SM127 C	533,4	21.00	533,4	21.00	± 2 mm
SM127 C	609,6	24.00	609,6	24.00	± 2 mm
SM127 C	685,8	27.00	685,8	27.00	± 2 mm
SM127 C	762,0	30.00	762,0	30.00	± 2 mm
SM127 C	838,2	33.00	838,2	33.00	± 3 mm
SM127 C	914,4	36.00	914,4	36.00	± 3 mm
SM127 C	990,6	39.00	990,6	39.00	± 3 mm
SM127 C	1066,8	32.00	1066,8	32.00	± 3 mm
SM127 C	1143,0	45.00	1143,0	45.00	± 3 mm
SM127 C	1219,2	48.00	1219,2	48.00	± 4 mm
SM127 C	1295,4	51.00	1295,4	51.00	± 4 mm



- Standard belt increments 76,2 mm.
- Non-standard belt increments 12,7 mm.
- Please contact with customer service for precise belt measurements.



SM127 FG

Modular Belt Series

• Bakery Applications

Divider, Oven Infeed-Outfeed, Cooling Lines, Coating-Glazing Lines, Freezing Lines, Metal Detector, Spiral Infeed-Outfeed, Conditioning Lines

• Meat and Poultry Applications

Transfer - Crossover Conveyance, Shrink Wrapping and Metal Detectors, Freezing Lines

• Seafood Applications

Control Table, Glazing and Metal Detector

• Beverage Applications

Can, Glass and PET Palletizing-Depalletizing,

• Fruits and Vegetables Applications

Sterilization Conveyance, Draining and Metal Detector

• Can, Glass and PET Manufacturing Applications

Washer infeed, accumulation tables and palletizing-depalletizing

• Printing and Paper Applications

Printing Machine Outfeed, Stacker Outfeed, Wrapping Machine Outfeed, Book Binding


• Corrugated Applications

Down Stackers, Stock Handling-Buffer, Transfer Cart, Strap Feed, Casemaker Feeder



MODUTECH

SM127 FG



Pitch:	12,7 mm / 0.5 inch
Belt Surface:	Open, Smooth Surface
Minimum Width:	152,4 mm / 6.00 inch
Open Area (%):	22%. (Biggest opening 3,6 x 8,1 mm)
Flight:	No
Sidewall:	No
Rod:	Ø4,4 mm / 0.173 inch - Self Lock
Approved:	FDA and EU
Curve:	No
Color:	Additional colors available
Cleanability:	Excellent
Belt Thickness:	7,6 mm / 0.3 inch

Product Features and Functional Benefits

- Belt provides optimal open area for drainage and airflow.
- Less friction and product contact for easy cooking, cooling and freezing of products.
- Reduced dirt and oxide build due to self cleaning surface.

Available Moulded Module Sizes

- 152,4 mm / **6.00 inch** module

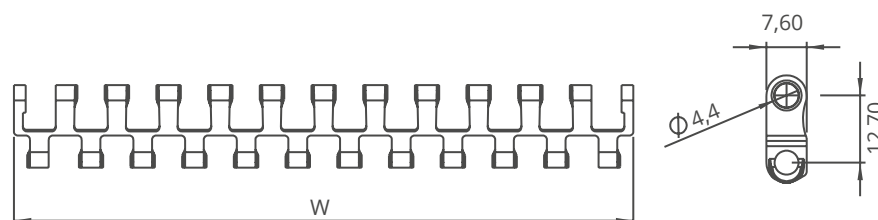
SM127 FG / Technical Information

BELT MATERIAL	BELT STRENGTH				TEMPERATURE		BELT WEIGHT Kg/m ² / lb/ft ²
	Straight		Curve		°C / °F (min.)	°C/°F (max.)	
	N/m	lb/ft	N/m	lb/ft			
Polypropylene	12845	880	-	-	+5 / +41	+90 / +194	4,2 / 0.86
Polyethylene	7705	528	-	-	-73 / -99.4	+66 / +150.8	4,4 / 0.91
Acetal	22475	1540	-	-	-43 / -45.4	+110 / +230	6,1 / 1.25

- Belt strength and temperature values are maximum on the table.

SM127 FG / Standard Belt Widths

BELT SERIES	WIDTH (W)				Belt With Tolerance (max.)
	PP-PE		POM		
	mm	inch	mm	inch	
SM127 FG	152,4	6.00	152,4	6.00	± 1 mm
SM127 FG	228,6	9.00	228,6	9.00	± 1 mm
SM127 FG	304,8	12.00	304,8	12.00	± 2 mm
SM127 FG	381,0	15.00	381,0	15.00	± 2 mm
SM127 FG	457,2	18.00	457,2	18.00	± 2 mm
SM127 FG	533,4	21.00	533,4	21.00	± 2 mm
SM127 FG	609,6	24.00	609,6	24.00	± 2 mm
SM127 FG	685,8	27.00	685,8	27.00	± 2 mm
SM127 FG	762,0	30.00	762,0	30.00	± 2 mm
SM127 FG	838,2	33.00	838,2	33.00	± 3 mm
SM127 FG	914,4	36.00	914,4	36.00	± 3 mm
SM127 FG	990,6	39.00	990,6	39.00	± 3 mm
SM127 FG	1066,8	32.00	1066,8	32.00	± 3 mm
SM127 FG	1143,0	45.00	1143,0	45.00	± 3 mm
SM127 FG	1219,2	48.00	1219,2	48.00	± 4 mm
SM127 FG	1295,4	51.00	1295,4	51.00	± 4 mm



- Standard belt increments 76,2 mm.
- Non-standard belt increments 12,7 mm.
- Please contact with customer service for precise belt measurements.



SM127 CRV

Modular Belt Series

• Bakery Applications

Divider, Oven Infeed-Outfeed, Cooling Lines, Coating-Glazing Lines, Freezing Lines, Metal Detector, Spiral Infeed-Outfeed, Conditioning Lines

• Meat and Poultry Applications

Transfer - Crossover Conveyance, Shrink Wrapping and Metal Detectors, Freezing Lines

• Seafood Applications

Control Table, Glazing and Metal Detector

• Snack Food Applications

Cooling Lines

• Fruits and Vegetables Applications

Sterilization Conveyance, Draining and Metal Detector

• Packing Applications


Check Weighs, Filling, Metal Detector, Palletizing-Depalletizing, Box Transport Horizontal



MODUTECH

SM127 CRV

Pitch:	12,7 mm / 0.5 inch
Belt Surface:	Open, Curve Top Surface
Minimum Width:	152,4 mm / 6.00 inch
Open Area (%):	22%. (Biggest opening 3,6 x 8,1 mm)
Flight:	No
Sidewall:	No
Rod:	Ø4,4 mm / 0.173 inch - Self Lock
Approved:	FDA and EU
Curve:	No
Color:	Additional colors available
Cleanability:	Excellent
Belt Thickness:	8,6 mm / 0.338 inch



Product Features and Functional Benefits

- Curved top decreases contact area to reduce cooling and freezing time.
- Belt provides optimal open area for drainage and airflow.
- Less friction and product contact for easy cooking, cooling and freezing of products.
- Reduced dirt and oxide build due to self cleaning surface.

Available Moulded Module Sizes

- 152,4 mm / **6.00 inch** module

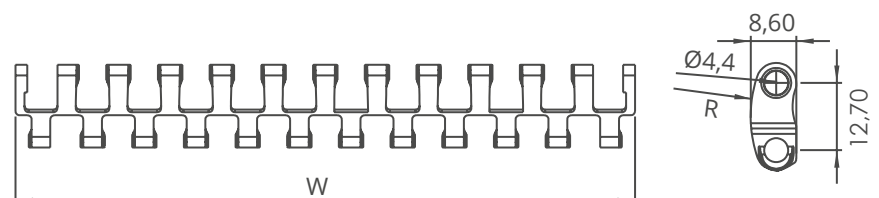
SM127 CRV / Technical Information

BELT MATERIAL	BELT STRENGTH				TEMPERATURE		BELT WEIGHT Kg/m ² / lb/ft ²
	Straight		Curve		°C / °F (min.)	°C/°F (max.)	
	N/m	lb/ft	N/m	lb/ft			
Polypropylene	12845	880	-	-	+5 / +41	+90 / +194	4,4 / 0.91
Polyethylene	-	-	-	-	-	-	-
Acetal	22475	1540	-	-	-43 / -45.4	+110 / +230	6,3 / 1.30

- Belt strength and temperature values are maximum on the table.

SM127 CRV / Standard Belt Widths

BELT SERIES	WIDTH (W)				Belt With Tolerance (max.)
	PP		POM		
	mm	inch	mm	inch	
SM127 CRV	152,4	6.00	152,4	6.00	± 1 mm
SM127 CRV	228,6	9.00	228,6	9.00	± 1 mm
SM127 CRV	304,8	12.00	304,8	12.00	± 2 mm
SM127 CRV	381,0	15.00	381,0	15.00	± 2 mm
SM127 CRV	457,2	18.00	457,2	18.00	± 2 mm
SM127 CRV	533,4	21.00	533,4	21.00	± 2 mm
SM127 CRV	609,6	24.00	609,6	24.00	± 2 mm
SM127 CRV	685,8	27.00	685,8	27.00	± 2 mm
SM127 CRV	762,0	30.00	762,0	30.00	± 2 mm
SM127 CRV	838,2	33.00	838,2	33.00	± 3 mm
SM127 CRV	914,4	36.00	914,4	36.00	± 3 mm
SM127 CRV	990,6	39.00	990,6	39.00	± 3 mm
SM127 CRV	1066,8	32.00	1066,8	32.00	± 3 mm
SM127 CRV	1143,0	45.00	1143,0	45.00	± 3 mm
SM127 CRV	1219,2	48.00	1219,2	48.00	± 4 mm
SM127 CRV	1295,4	51.00	1295,4	51.00	± 4 mm

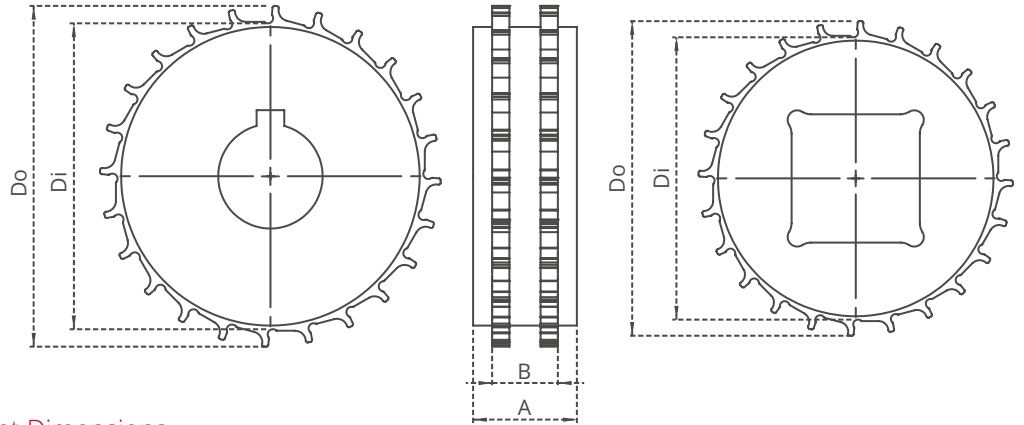


- Standard belt increments 76,2 mm.
- Non-standard belt increments 12,7 mm.
- Please contact with customer service for precise belt measurements.

SM127 Series Sprockets and Technical Specifications



Z23



SM127 Series / Machined Sprocket Dimensions

NO. TEETH	Di mm/inch	Do mm/inch	B mm/inch	A mm/inch	Square Bore (Q) mm/inch	Round Bore (R) mm/inch	PRODUCT CODE	
							Square Type (Q)	Round Type (R)
Z15	51,8 / 2.03	61,9 / 2.44	19 / 0.75	30 / 1.18	25 / 1	25-30 / 1-1.25	SM127SQZ15*POM	SM127SRZ15*POM
Z19	68,1 / 2.68	78,2 / 3.08	19 / 0.75	30 / 1.18	25-40 / 1-1.5	25-30 / 1-1.25	SM127SQZ19*POM	SM127SRZ19*POM
Z24	88,4 / 3.48	98,5 / 3.88	19 / 0.75	30 / 1.18	25-40 / 1-1.5	25-30 / 1-1.25	SM127SQZ24*POM	SM127SRZ24*POM
Z28	104,7 / 4.12	114,7 / 4.52	19 / 0.75	30 / 1.18	25-40 / 1-1.5	25-30 / 1-1.25	SM127SQZ28*POM	SM127SRZ28*POM
Z36	137,1 / 5.39	147,1 / 5.79	19 / 0.75	30 / 1.18	25-40 / 1-1.5	25-30 / 1-1.25	SM127SQZ36*POM	SM127SRZ36*POM

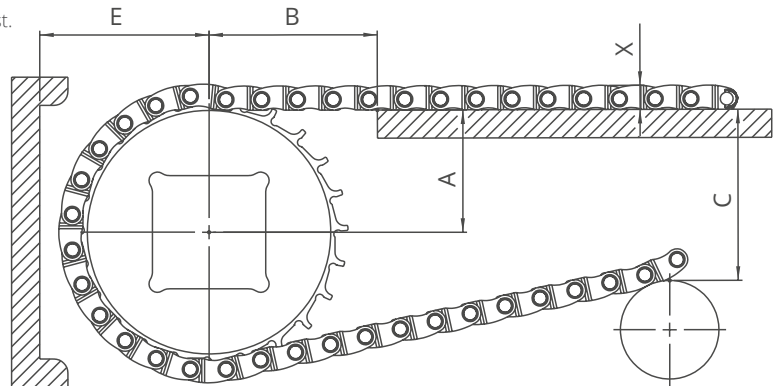
*All required sprockets produced by CNC.

*Other sprockets and hub sizes are manufactured up to request.

*POM (Acetal) and PA (Polyamide) sprockets raw material is available on request.

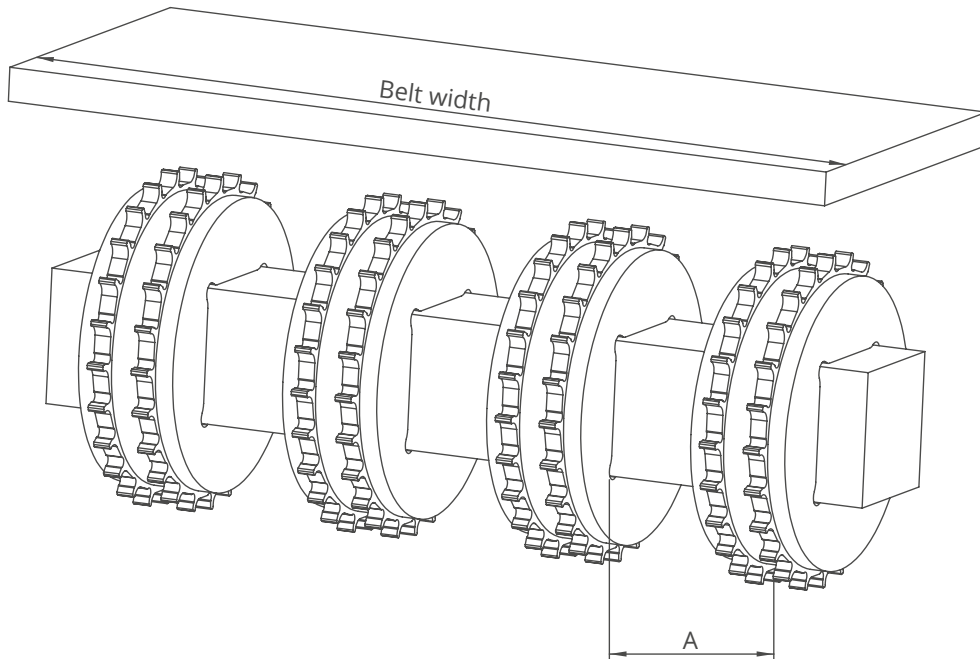
***Machined Split Sprockets are available for each size.**

A - ± 0,031" (1mm) C - ± (Max.)
 B - ± 0,125" (3mm) E - ± (Min.)



SM127 Series / Conveyor Frame Dimensions

Sprockets Description		A		B		C		E		X		
Pitch Diameter		Range (Bottom to Top)		inch	mm	inch	mm	inch	mm	inch	mm	
inch	mm	inch	mm									
SM127 C, SM127 FG												
2.30	58,3	15	1.10	27,9	1.19	30,2	1.89	48,1	1.49	37,9	0.30	7,6
2.99	75,9	19	1.39	35,3	1.54	39,0	2.58	65,5	1.84	46,7	0.30	7,6
3.85	97,8	24	1.76	44,6	1.96	49,9	3.41	86,5	2.27	57,7	0.30	7,6
4.54	115,4	28	2.05	52,1	2.31	58,7	4.06	103,2	2.62	66,5	0.30	7,6
5.93	150,5	36	2.63	66,9	3.00	76,2	5.48	139,1	3.31	84,1	0.30	7,6
SM127 CRV												
2.30	58,3	15	1.10	27,9	1.19	30,2	1.93	49,1	1.53	38,9	0.34	8,6
2.99	75,9	19	1.39	35,3	1.54	39,0	2.62	66,5	1.88	47,7	0.34	8,6
3.85	97,8	24	1.76	44,6	1.96	49,9	3.44	87,5	2.31	58,7	0.34	8,6
4.54	115,4	28	2.05	52,1	2.31	58,7	4.10	104,2	2.66	67,5	0.34	8,6
5.93	150,5	36	2.63	66,9	3.00	76,2	5.52	140,1	3.35	85,1	0.34	8,6



SM127 Series / Sprockets Arrangement

Standard Belt Width		Number of sprockets per shaft		A (mm/inch)	
mm	inch	Drive Shaft	Return Shaft	Min.	Max.
152,4	6.0	2	2	60/ 2.36	170/ 6.6
228,6	9.0	2	2	60/ 2.36	170/ 6.6
304,8	12.0	3	2	60/ 2.36	170/ 6.6
381,0	15.0	4	3	60/ 2.36	170/ 6.6
457,2	18.0	5	3	60/ 2.36	170/ 6.6
533,4	21.0	5	3	60/ 2.36	170/ 6.6
609,6	24.0	6	3	60/ 2.36	170/ 6.6
685,8	27.0	6	4	60/ 2.36	170/ 6.6
762,0	30.0	7	4	60/ 2.36	170/ 6.6
838,2	33.0	7	4	60/ 2.36	170/ 6.6
914,4	36.0	8	4	60/ 2.36	170/ 6.6
990,6	39.0	8	5	60/ 2.36	170/ 6.6
1066,8	42.0	9	5	60/ 2.36	170/ 6.6
1143,0	45.0	9	5	60/ 2.36	170/ 6.6
1219,2	48.0	10	5	60/ 2.36	170/ 6.6
1295,4	51.0	10	6	60/ 2.36	170/ 6.6
1371,6	54.0	11	7	60/ 2.36	170/ 6.6
1447,8	57.0	11	7	60/ 2.36	170/ 6.6
1524,0	60.0	12	7	60/ 2.36	170/ 6.6
1600,2	63.0	12	8	60/ 2.36	170/ 6.6
1676,4	66.0	12	8	60/ 2.36	170/ 6.6
1752,6	69.0	13	8	60/ 2.36	170/ 6.6
1828,8	72.0	14	9	60/ 2.36	170/ 6.6
1905,0	75.0	14	9	60/ 2.36	170/ 6.6
1981,2	78.0	15	10	60/ 2.36	170/ 6.6
2057,4	81.0	15	10	60/ 2.36	170/ 6.6

Note: Number of sprockets depends on the belt load.