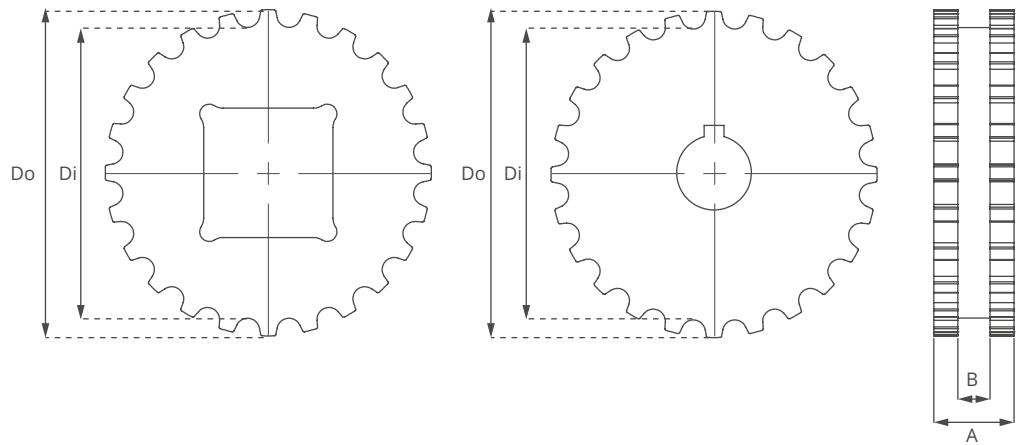


MD127 GAP%50 Serie *Engineering Information*



Z36



MD127 GAP%50 Serie / Machined Sprockets Dimensions

NO.TEETH	Di mm/inch	Do mm/inch	B mm/inch	A mm/inch	Square Bore (Q) mm/inch	Round Bore (R) mm/inch	PRODUCT CODE	
							Square Type (Q)	Round Type (R)
Z19	70,9 / 2.79	80,8 / 3.18	10 / 0.39	25 / 1.0	25-40 / 1-1.50	25-30 / 1-1.25	MD127G50SQZ19	MD127G50SRZ19
Z24	91,3 / 3.59	101,6 / 4.00	10 / 0.39	25 / 1.0	25-40 / 1-1.50	25-30 / 1-1.25	MD127G50SQZ24	MD127G50SRZ24
Z36	140,5 / 5.53	150,5 / 5.93	10 / 0.39	25 / 1.0	25-40 / 1-1.50	25-30 / 1-1.25	MD127G50SQZ36	MD127G50SRZ36

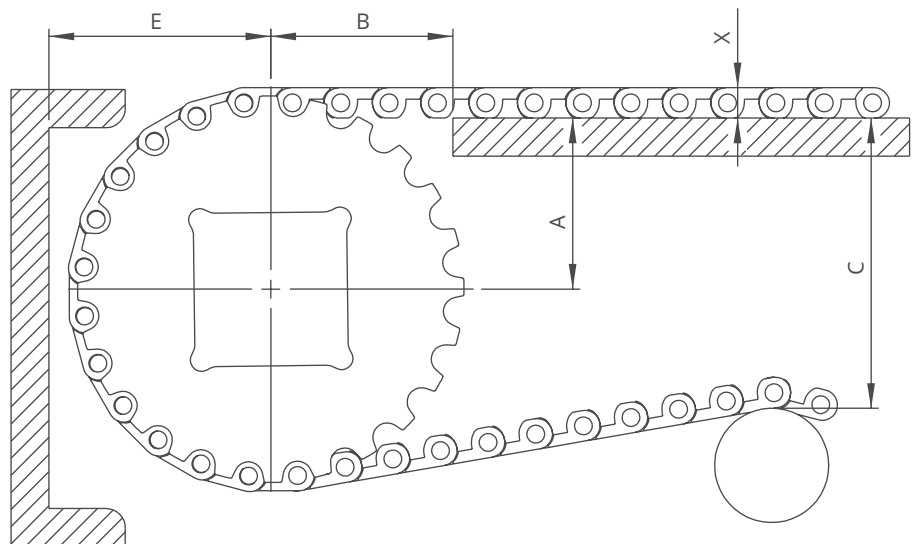
*All required sprockets produced by CNC.

*Other sprockets and hub sizes are manufactured up to request.

*POM (Acetal) and PA (Polyamide) sprockets raw material is available on request.

***Machined Split Sprockets are available for each size.**

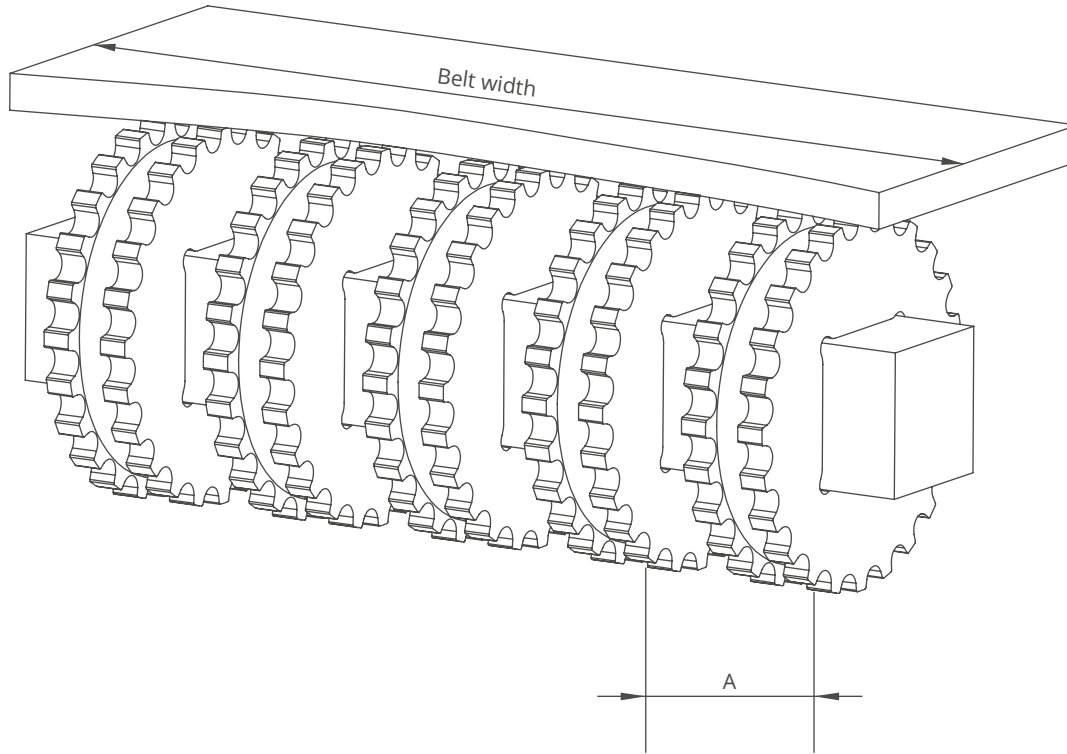
A - ± 0,031" (1mm)
B - ± 0,125" (3mm)
C - ± (Max.)
E - ± (Min.)



MD127 GAP%50 Serie / Conveyor Frame Dimensions

Sprockets Description		A		B		C		E		X		
Pitch Diameter		Range (Bottom to Top)		Inch	mm	Inch	mm	Inch	mm	Inch	mm	
Inch	mm	No.Teeth	Inch									mm
MD127 GAP%50												
3.09	78,4	19	1.40	35,4	1.59	40,4	2.00	50,9	1.87	47,4	0.28	7,0
3.86	98,0	24	1.80	45,7	2.00	50,8	2.81	71,3	2.27	57,7	0.28	7,0
5.83	148,0	36	2.77	70,3	2.97	75,5	4.74	120,5	3.24	82,3	0.28	7,0

MD127 GAP%50 Serie *Engineering Information*



MD127 GAP%50 Serie / Sprockets Arrangement

Standard Belt Width		Number of sprockets per shaft		A (mm/inch)	
mm	inch	Drive Shaft	Return Shaft	Min.	Max.
177,8	7.0	2	2	50/2	100/4
203,2	8.0	3	2	50/2	100/4
304,8	12.0	4	3	50/2	100/4
406,4	16.0	5	3	50/2	100/4
508,0	20.0	6	4	50/2	100/4
609,6	24.0	7	5	50/2	100/4
711,2	28.0	8	6	50/2	100/4
812,8	32.0	9	7	50/2	100/4
914,4	36.0	10	8	50/2	100/4
1016,0	40.0	11	9	50/2	100/4
1117,6	44.0	12	9	50/2	100/4
1219,2	48.0	13	10	50/2	100/4
1320,8	52.0	14	11	50/2	100/4
1422,4	56.0	14	11	50/2	100/4
1524,0	60.0	15	12	50/2	100/4
1625,6	64.0	16	12	50/2	100/4